

Assistive Technology in the Classroom

Module 3 – Effective Implementation of AT

Module Activities

Think About This...

Have you seen cases of AT abandonment in your classroom or school?

Cases of Assistive Technology Abandonment


Possible Causes of Abandonment

Possible Options for Better Outcomes



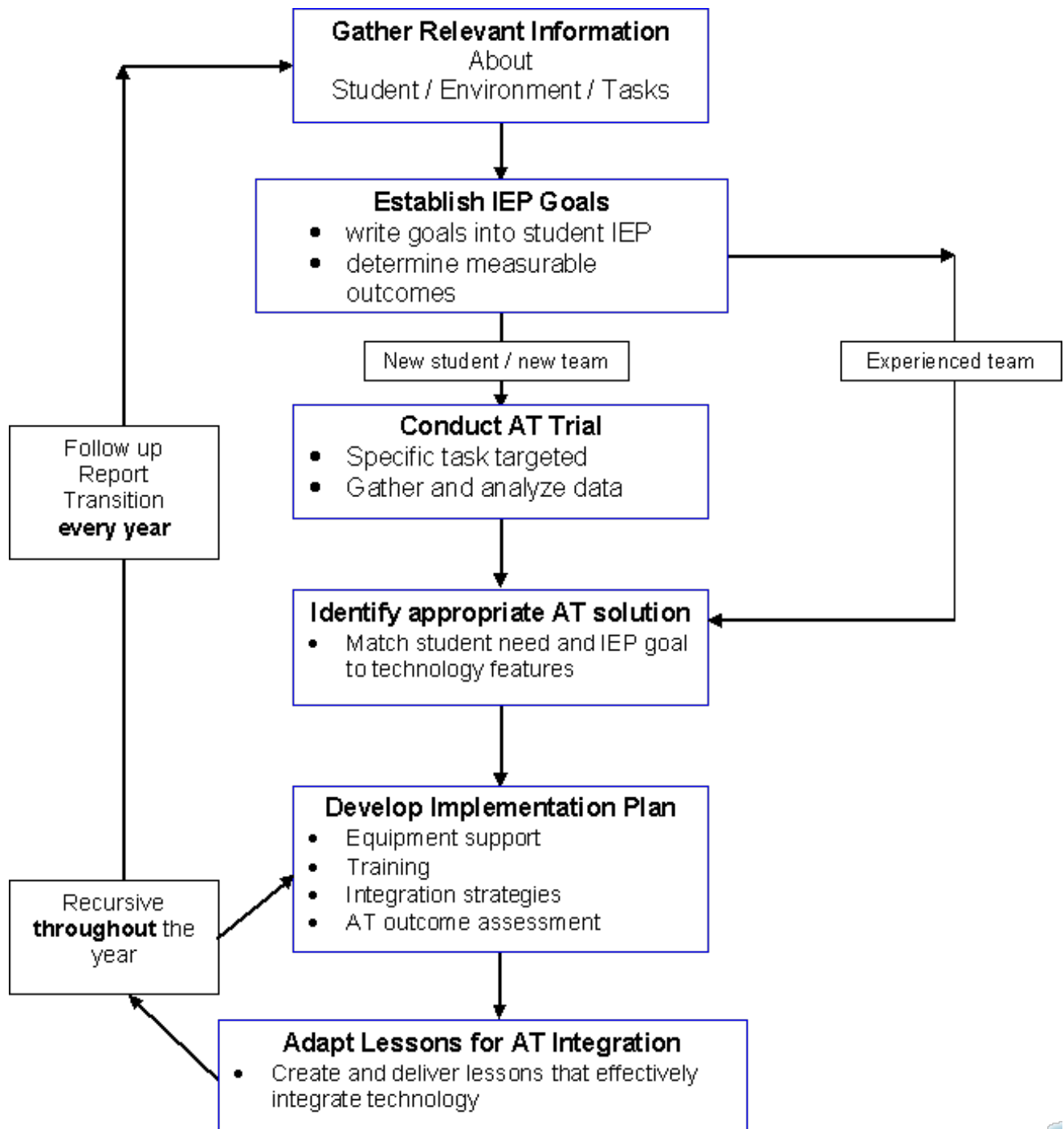
Implementation Scenarios

Compare and contrast the two implementation scenarios...

Spot the Differences!			
Keith		Caitlyn	
			
Student	Team	Environment	Technology

Remember This...

Effective Assistive Technology Implementation Process



Watch This...

Enabling Dreams




To see just how important assistive technology can be for those with disabilities, watch the Edutopia video entitled “Enabling Dreams”.

While this video is older (2009), you’ll see how several students who, with hard work, determination, and the support of their teams, used assistive technology to reach their individual potentials. These stories help you see that AT implementation is a long but rewarding experience. While watching the video consider the perspective of one of the interviewees that “AT is not used very much in school”. It may have been true when the video was made – is it true now?

View the video at: <http://www.youtube.com/watch?v=zZ5CkpgVQJ4>

If this link does not work for you – go to YouTube (www.youtube.com) and type “Enabling Dreams” in the search field to find the video.

My thoughts after viewing the video...



I would encourage others on my team to watch this video...

- Definitely! Maybe Probably not



Seven Steps to Success!

- Think about your role on the school team and how you will support the seven steps for effective AT implementation. Think about specific tasks in each step – for example, in the first step “Gather Information”, will you actually collect information about the student and environment or will you provide the necessary forms for the team members to use? Be specific about what you will do...

Step	Description	My Role
1	Gather relevant information	
2	Establish IEP goals	
3	Conduct AT trials	
4	Identify AT solution	
5	Develop Implementation Plan	
6	Adapt lessons for AT integration	
7	Follow up and plan transition	

Checklist of what I need to do...

To finish Module 3

- _____
- _____
- _____
- _____

To prepare for Module 4

- _____
- _____
- _____
- _____